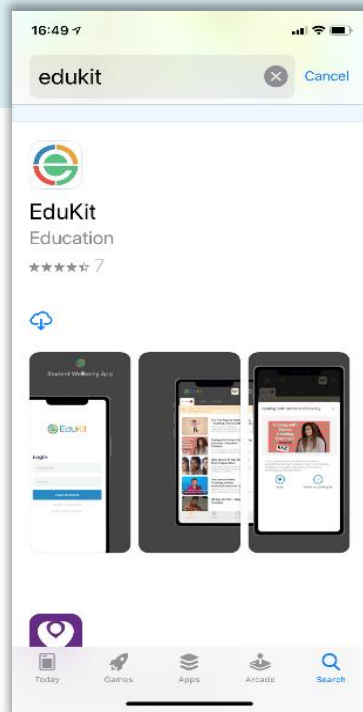
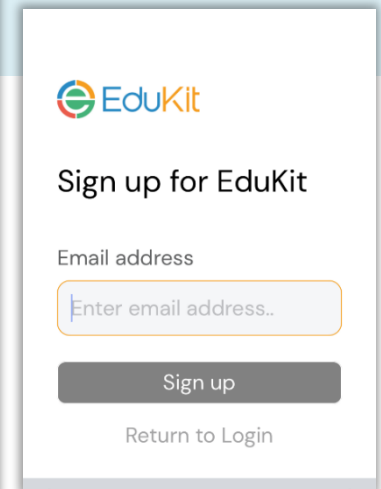
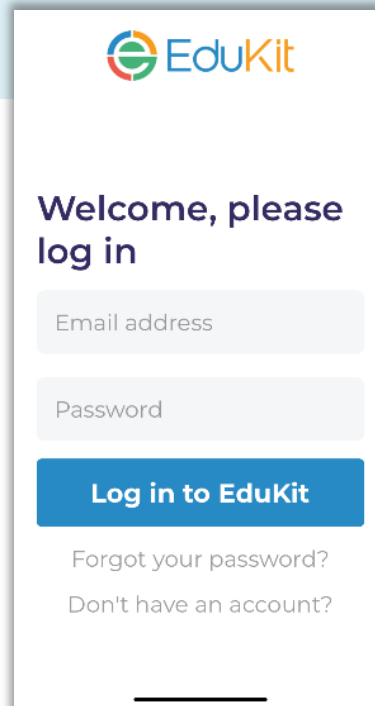


# Instructions for how to login to the EduKit app

1. Please go to the App store or Google Play and search for **EduKit**. Be sure to select the one with this logo



2. Open the app and click on **“Don’t have an account”** then enter your school email address (username@williamhoward.cumbria.sch.uk)

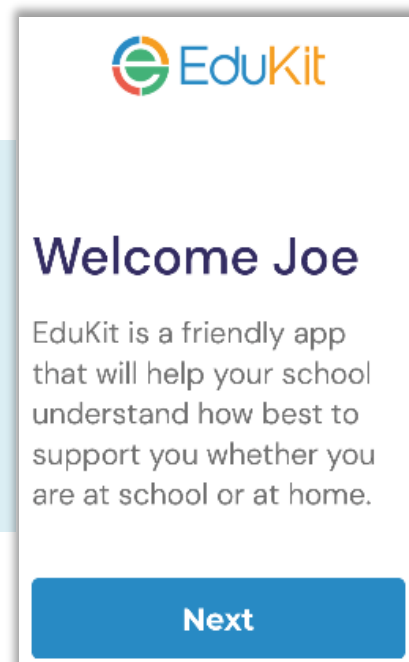


## ***DON'T have a phone?***


Then go to <https://portal.edukit.org.uk/login> on a PC or laptop and follow the same steps.

3. You will get an email to your school account which you need to click on to complete log in – this does not have to be on the same device.

You'll then be prompted to create a new password and then get a welcome screen.



4. Next, you'll see a welcome video and then be asked to choose an avatar. You can also click on how you feel today.



5. Now you are free to explore the wide range of resources including lots of videos:

